



# MODWOOD

decking

The Sustainable Alternative

NEW COLOUR  
**CHARWOOD**  
Now available

**NEW  
CAPPED  
XTREME  
GUARD**



MADE AND OWNED

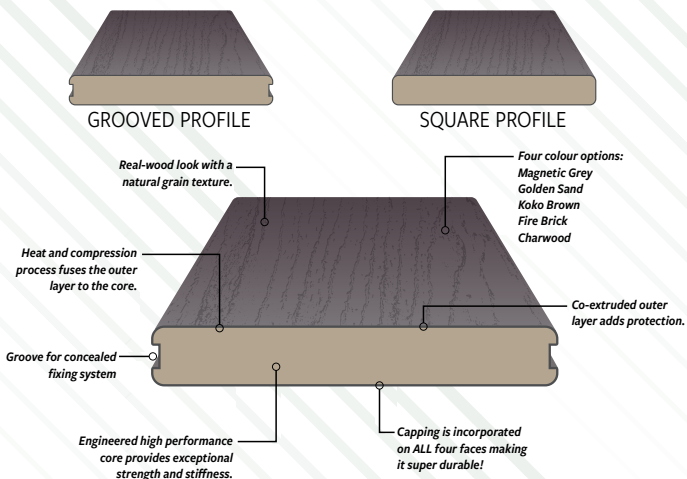
**Australian**





## New capped Xtreme Guard

ModWood **XTREME GUARD**® unique capping provides added durability, mould and mildew resistance and splinter free surface. The capped technology incorporates world's best engineering backed by the original Australian manufacturer of wood composite decking. There are five multi-chromatic colours with an enhanced real-wood look and the deep embossed grain producing a natural wood-like appearance. The capping is incorporated on ALL 4 faces making it super durable. Manufactured to the highest achievable level of slip resistance P5 (AS 4586:2013), making it ideal for wet surfaces and commercial decks. Hidden fastening system for standard shaped decks and for irregular shaped decks, matching colour coated head screws makes installation easy and quick. Never have to sand, stain or oil the deck again ever! Simply wash down and occasionally sweep to maintain a beautiful deck.



|   | ModWood XTREME GUARD | Traditional Timber Decking |
|---|----------------------|----------------------------|
| Fade, Stain and Scratch resisting                                   | ✓                    | ✗                          |
| Ultra Low maintenance   | ✓                    | ✗                          |
| Mould and mildew resisting  | ✓                    | ✗                          |
| Won't split, rot or warp  | ✓                    | ✗                          |
| No paint, stain or oiling   | ✓                    | ✗                          |
| Long straight lengths with no defects                               | ✓                    | ✗                          |
| Splinter free   | ✓                    | ✗                          |
| Highest achievable slip resistance P5                               | ✓                    | ✗                          |
| Unaffected by chlorine or salt water pools                          | ✓                    | ✗                          |
| Set length or Custom length packs                                   | ✓                    | ✗                          |
| 25 year <sup>#</sup> limited warranty for durability                | ✓                    | ✗                          |
| 25 year <sup>#</sup> limited warranty for fade and stain resistance | ✓                    | ✗                          |

# Refer to website for warranty terms and conditions.



ModWood **XTREME GUARD**® is the Ultra Low Maintenance decking solution! ModWood has a proven track record in Australia's harsh environment! Australian Made, Owned and Designed! Designed to use the Snap-LOC concealed fixing system. Colour coated screws available in packs of 100 and 350 for timber framing and packs of 100 for steel framing.

### Timber subframe (T-20 Star Drive):

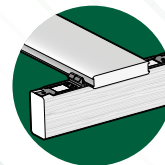
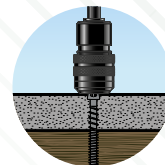
- 10 gauge x 50 mm Stainless Steel 305
- 10 gauge x 50 mm Stainless Steel 316

### Steel subframe (T-20 Star Drive-can penetrate up to 4 mm wall thickness):

- 10 gauge x 40 mm Stainless Steel 410



**HANDY TIP** - use the ModWood Deck Screw Depth Setter for setting screws to the perfect depth.



Snap-LOC CONCEALED FIXING




MAGNETIC GREY COATED SCREW




KOKO BROWN COATED SCREW



FIRE BRICK COATED SCREW



GOLDEN SAND COATED SCREW



CHARWOOD COATED SCREW



**RECYCLING  
AUSTRALIA'S  
WASTE**

## 90% approx. of materials used are either recycled or reclaimed.

Each lineal metre of ModWood decking (137 x 23 mm board) contains approximately thirty seven recycled plastic milk bottles and almost two kilograms of reclaimed pine waste. The wood fibre used in the manufacturing process originates from AFS (Australian Forestry Standard) certified plantation grown, sustainably managed pine.

## Supporting our environment

With our high content of recycled materials, our Australian manufacturing process uses Australia's waste and therefore reduces demand for virgin materials.



ModWood is a member of the Green Building Council of Australia (GBCA). The GBCA was established to develop a sustainable property industry and drive the adoption of green building practices through market based solutions. ModWood **Natural Grain Collection** is certified with a Global GreenTag ecolabel rating. GreenTag™ is a third party, green building product rating and certification system, underpinned by rigorous scientific and Life Cycle Assessment (LCA) processes. GreenTag certification of ModWood **Natural Grain Collection** means the design and build communities can be assured of the eco-benefits of a trusted and proven brand. Certification can be viewed on our website.



**HIGH  
PERFORMANCE**

## Durability without lots of maintenance

ModWood products have been designed not to warp, crack or splinter under normal conditions, and require no sanding, sealing or painting for long term protection. Manufactured and formulated in Australia for Australia's harsh conditions, ModWood products have a high degree of UV stability and are highly resistant to weather, moisture and termites.

ModWood **Natural Grain Collection** decking has very similar non slip ratings to painted or coated timber decking products. In commercial situations our 137 mm profiles have been manufactured to R11 anti-slip rating with a deep embossed pattern on both faces. The 88 mm decking board is manufactured to R10 anti-slip rating on both faces.

Underfoot ModWood feels firm and strong. This is an important consideration, especially for elevated decks. Compared to many other imitators, ModWood stands above the others in terms of mechanical properties.

**LOW  
MAINTENANCE**

Backed by ModWood's **Natural Grain Collection** 10 year limited residential warranty, you can expect your deck to withstand the wear and tear of busy lives.

ModWood requires little of the maintenance time and costs compared to conventional timber decks. However, regular cleaning of your deck will assist in maintaining its great look. Deck Protect® Composite Clean makes cleaning ModWood easy without being harsh on ModWood or surrounding materials. ModWood should be cleaned promptly when foreign substances are inadvertently spilt on the deck. Deck Protect® Sealer can be applied to ModWood **Natural Grain Collection**, only if it is at risk of being stained or marked i.e. beside bbq. Gaps between the boards should also be cleared of any debris. Check our website for Care and Maintenance advice.

Please note, the 'smooth/darker' finish of ModWood **Natural Grain Collection** can lend itself to scuffing and scratching more so than the 'brushed/lighter' finish. However, after weathering the marks will fade.

In exposed areas either side of the **Natural Grain Collection** board can be faced up. The brushed lighter coloured face surface must be used in sheltered applications.

Alternatively, marks will become less noticeable by lightly rubbing them with a natural decking oil using a clean rag. Refer to our website under Care and Maintenance for more detail.

It is strongly recommended that all furniture used on a ModWood deck have protective feet to help prevent scuffing and scratching of the deck surface.

The natural weathering of **Natural Grain Collection** (sun and rain) process will remove tannin or water stain marks that may occur. Tannin marks will typically occur in the initial 6-8 weeks, and the appearance of these marks are highly dependent on the weathering process. Refer to the **Care and Maintenance** section on our website.



Silver Gum

## ModWood Natural Grain Collection colour range



Colours shown here are approximate representations only. Colours may vary from batch to batch, however different batches of the same colour should weather to within a commercially acceptable tolerance. Natural Grain Collection colours are specifically designed to have variation in colour, pattern finish and depth of pattern. Samples are available from local merchant or by contacting ModWood.

### The real costs of maintaining a deck

Each time you perform maintenance (2 coats) on your timber deck it is likely you will average:

- **Materials for cleaning/oiling/staining your deck = approx \$5/sqm**
- **Associated labour (your precious time) = approx 0.25 hrs/sqm**

Therefore a 50 square metre timber deck, maintained twice per year will likely cost approx \$500 and 24 hours of your precious time every year (that's three whole working days!).

Each time you perform maintenance on your **ModWood deck** it is likely you will average:

- **Materials for cleaning = approx \$0.50/sqm**
- **Associated labour (your precious time) = approx 0.025 hrs/sqm**

Therefore, a 50 square metre ModWood deck, maintained twice per year will likely cost approx \$50 and 2.4 hours of your precious time every year.



Check out the maintenance calculator on our website

### NATURAL GRAIN COLLECTION WARRANTY

Due to ModWood's hard wearing and durable qualities, we offer a 10 year limited residential guarantee against rotting, warping, splitting and cracking caused by environmental factors. This warranty applies so long as ModWood products are installed and used as recommended.



See our website for our warranty guidelines.

## ModWood Natural Grain Collection

The Natural Grain Collection is inspired by the colours and grains found in natural timbers, and was created in response to consumer feedback. The colours include Black Bean (brown/black), Jarrah (red) Silver Gum (silver/grey) and Sahara (burnt orange). A black pigment is intermittently dispersed throughout the board in Black Bean, Jarrah and Silver Gum only.

The Natural Grain Collection includes variable colours with an embossed (grain) finish on the surface of both faces. One face is 'smooth' and the reverse is 'brushed'. The 137mm profiles have a deep embossed pattern; both faces are manufactured to the R11 anti-slip rating. Mini board and 88mm decking boards have a light embossed pattern on both faces.

## Weathering and surface temperature characteristics of Natural Grain Collection

ModWood does undergo some weathering when exposed to the elements. Whilst undergoing the weathering process the wood fibres will change to a silver grey colour. This adjusts the overall depth of colour of the board by lightening the colour. This is more noticeable on the smooth face and will primarily happen during the first couple of months after installation. The 'brushed' finish colour will change but not as much as the smooth surface, however the imprint of the embossed lines will also become less pronounced. Weathered colour of "smooth" finish will look similar to the cut end of the board.

Tests have shown that ModWood has a similar surface temperature to timber of similar colours and finishes. Because of this, you should be aware that darker colours such as Black Bean and Jarrah can retain the temperature and feel quite hot under-foot on a warm sunny day (similar to a dark, painted timber board).

For more information on weathering processes, colour differences and the pros and cons of using smooth or brushed finishes, check our website.

## Flame Shield®



Until now, the options available for decking boards suited to bushfire prone areas rated at BAL-40 have been very limited. However, this has all changed. Flame Shield® is specially formulated ModWood with a fire retardant additive included in its manufacturing process. Flame Shield is offered in the 137 x 23mm

profile only. Flame Shield® gives you a traditional decking look and feel with a BAL-40 rating. Flame Shield can be used in BAL-12.5, 19, 29 and BAL-40 rated zones. Note Flame Shield is certified as a 'system' and installation **must** comply with fixing instructions.

## Decking

ModWood decking comes in a range of sizes, colours and finishes, giving you the ability to create residential or commercial projects with function and style.

Hard wearing and easy on the feet; note 137 mm profiles have a deep embossed pattern, tests have shown ModWood to have a similar surface temperature to timber.

ModWood is child friendly as it does not splinter. This makes it ideal decking for use around pool or spa areas.

Whilst ModWood is unaffected by salt water and it is ideal in a marine environment - suitable for docks and pontoons, it is not designed to be immersed in water.

Installation of ModWood is easy as no special tools are required. A ModWood deck offers long life with minimal maintenance and is a proven performer in the harsh Australian environment.

Due to the composition of ModWood, you can create a low environmental impact and stylish outdoor space.

## Screening

The modern lines of ModWood Mini board allow you to create a private oasis anywhere outdoors. Private courtyards, cosy outdoor living areas and stunning garden features can be created with this sleek designer product, adding contemporary style to your home.

Due to environmental normalisation of wood fibres, in some circumstances a small deflection may occur. Mini board is not suitable for use as decking.



Sahara

## Storage and handling


Store ModWood packs in a flat, dry area under roof and off the ground, covered with protective plastic. Failure to keep packs dry in storage may encourage the growth of mould spores on the surface of the boards.



As ModWood is heavier and more flexible than timber; store and always carry ModWood boards on edge as this will enable you to move the boards more safely.



Jarra



Black Bean brushed



## Fixing ModWood

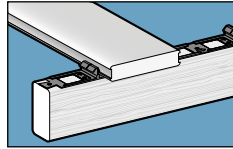
It is essential to obtain the relevant current copy of "ModWood Fixing Instructions" before installing ModWood products.

ModWood **Natural Grain Collection** can be fixed using conventional fasteners - refer to [www.modwood.com.au](http://www.modwood.com.au) for details.

### Concealed fixing to suit ModWood

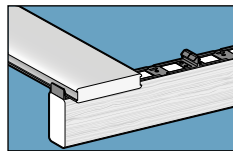
#### CAPPED XTREME GUARD

Designed to use the Snap-LOC concealed fixing system. Colour coated head screws for timber and steel framing available for those boards that can't use Snap-LOC i.e. irregular shaped decks and square profile starter boards.



### Concealed fixing to suit ModWood Natural Grain Collection

KlevaKlip is the preferred method of concealed fixing of ModWood **Natural Grain Collection**. Please refer to [www.klevaklip.com.au](http://www.klevaklip.com.au) for fixing details and adhesive instructions.



### ModWood product fixing specifications

Fixing ModWood is different to timber. It is essential that you obtain and check the ModWood fixing instructions **prior** to installation - refer to [www.modwood.com.au](http://www.modwood.com.au)



## Some general pointers on ModWood

Observe minimum side by side and butt joint gapping requirements. Must lay boards brushed side up in sheltered applications for **Natural Grain Collection**.

ModWood products are not "structural" and must not be used as bearers, joists etc.

Always pre-drill when screwing or fixing near the ends of the boards. Each pilot hole must be greater than the 'outside diameter' of the screw thread.

Only use fixings that comply with the **Building Code of Australia**.

In all cases, when screwing down do not overdrive screws. Fix with low to medium torque. Do not punch nail-heads under the surface of board. Fixing too close to the end of the board will cause splitting. Do not fix within 15 mm of the end of the board.

The perimeter of deck must be kept open and free of vegetation to enable ventilation.



|                       |
|-----------------------|
| RESIDENTIAL           |
| HEAVY DUTY COMMERCIAL |
| COMMERCIAL            |

|  | DECKING           | XTREME GUARD       | DECKING WIDE       | FLAME SHIELD       | MARINA BOARD       | MINI BOARD SCREENING |
|--|-------------------|--------------------|--------------------|--------------------|--------------------|----------------------|
| <b>DIMENSIONS</b>                                | <b>88 x 23 mm</b> | <b>137 x 23 mm</b> | <b>137 x 23 mm</b> | <b>137 x 23 mm</b> | <b>137 x 32 mm</b> | <b>68 x 17 mm</b>    |
| Minimum ground clearance                         | 300               | 150                | 300                | 300                | 300                | 150                  |
| Joist/support centres (max distance)             | 450***            | 450***             | 450***             | 450***             | 600***             | 800                  |
| Minimum end-gap (butt joint)                     | 2                 | 2                  | 2                  | 2                  | 2                  | 2                    |
| Minimum gap - side by side                       | 4                 | 4                  | 4                  | 4                  | 6                  | 8                    |
| Minimum distance from edge of board for fixing   | 20                | 20                 | 20                 | 20                 | 20                 | 20                   |
| Minimum end-gap to solid structure               | 6                 | 6                  | 6                  | 4                  | 6                  | 6                    |
| Screws (pre-drill & countersink)                 | yes               | yes**              | yes                | yes                | yes                | yes                  |
| Dome-head nails (pre-drill)                      | yes               | no                 | yes                | yes                | yes                | yes                  |
| Nail gun acceptability                           | yes*              | no                 | yes*               | yes*               | no                 | yes*                 |
| Suitability for fixing to steel substructures    | see website       | see website        | see website        | see website        | see website        | see website          |
| Fixing over concrete                             | see website       | see website        | see website        | see website        | see website        | see website          |
| Standard length - approx. 10 to 15mm over length | 5.4               | 5.4                | 5.4                | 5.4                | 4.2                | 4.8                  |
| Weight (per lineal metre) kgs                    | 2.3               | 3.6                | 3.6                | 3.6                | 5.0                | 1.4                  |

\* Use only dome-head nails from "coil-nail" gun. Pre-drill and hand nail when within 50 mm of end of board. Nail gun is not our preferred fixing method. \*\* Facing fixing with screws to be kept to a minimum. \*\*\* Depending on concentrated load (kN) this may be reduced, contact ModWood directly for deflection calculation.

**In all cases, when screwing down do not overdrive screws. Fix with low to medium torque. Do not punch nail-heads under surface of board. Fixing too close to the end of the board will cause splitting. Do not fix within 15 mm of end of board.**

#### Proudly distributed by ITI

- NSW** 59 Dunheved Circuit, St Marys, NSW 2760 **P:** 02 8805 5000 **F:** 02 9623 0492
- NSW** John Cook & Sons 116 Links Road, St Marys, NSW 2760 **P:** 02 9833 0355 **F:** 02 9833 0865
- NSW** 19 Nelson Road, Cardiff, NSW 2285 **P:** 02 4953 7666 **F:** 02 4954 3966
- QLD - BRISBANE** 62 Creek Street, Bundamba, QLD 4304 **P:** 07 3436 8400 **F:** 07 3436 8499
- TOWNSVILLE** 46-50 Perkins Street, West Railway Estate, QLD 4810 **P:** 07 4724 5509 **F:** 07 4721 0917
- VIC** 68-80 Kirkham Road West, Keysborough, VIC 3173 **P:** 03 9392 8400 **F:** 03 9391 8709
- SA** 82-94 Grand Trunkway, Port Adelaide, SA 5015 **P:** 08 8447 0400 **F:** 08 8447 0440
- WA** 108 Bannister Rd, Canning Vale WA 6155 **P:** 08 9256 5700



ModWood, Xtreme Guard and Flame Shield are registered trademarks of Australian Vinyls Corporation Pty Ltd.

Note: All claims made in this brochure refer only to ModWood products mentioned in the brochure.

ModWood warranty will only apply to boards fixed as per the appropriate ModWood Fixing Instructions. February 2021



Innovative Timber Ideas